

## HOW TO BOOKMARK DAYFORCE TO YOUR FAVORITES

### SAVE THE DAYFORCE LOGIN TO YOUR FAVORITES

<https://sso.dayforcehcm.com/BGSF>

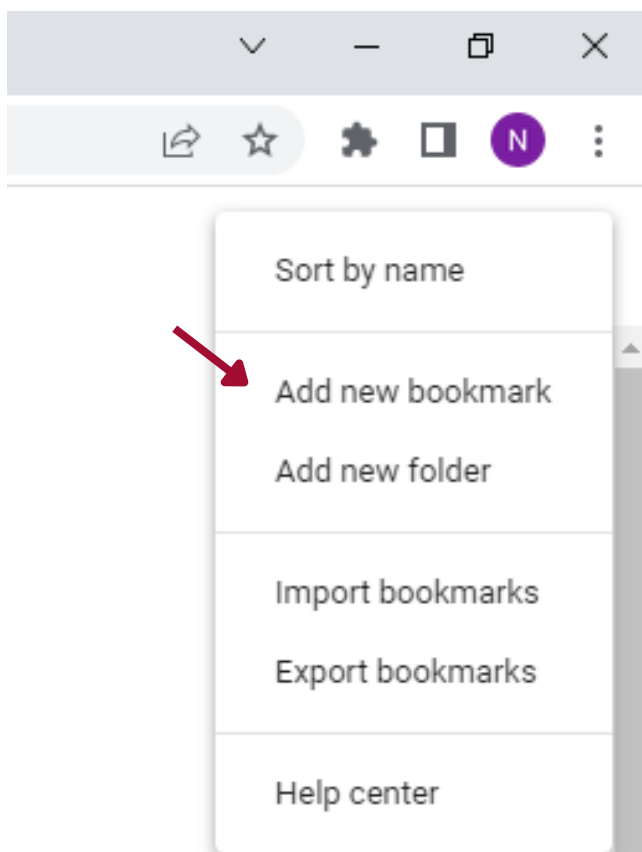
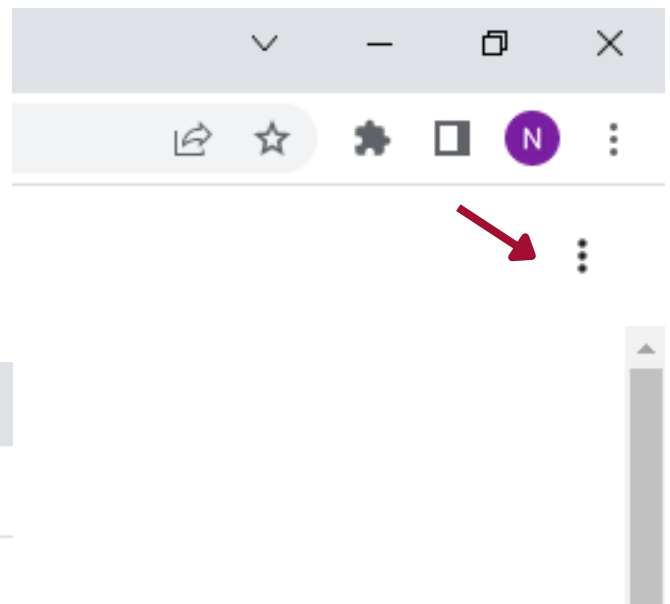
**Please Note:** You will be unable to save the Dayforce SSO link to your favorites in the normal fashion, as it will save the incorrect URL link to the proper Dayforce login page. Follow the steps below as a workaround.

**Step 1:** Launch your browser

**Step 2:** Press 'Shift' + 'Ctrl' + O on your keyboard to open the 'Bookmarks Manager'

**Step 3:** Click on the three vertical dots on the right hand corner under the standard three vertical dots

**Step 4:** Click 'Add New Bookmark'



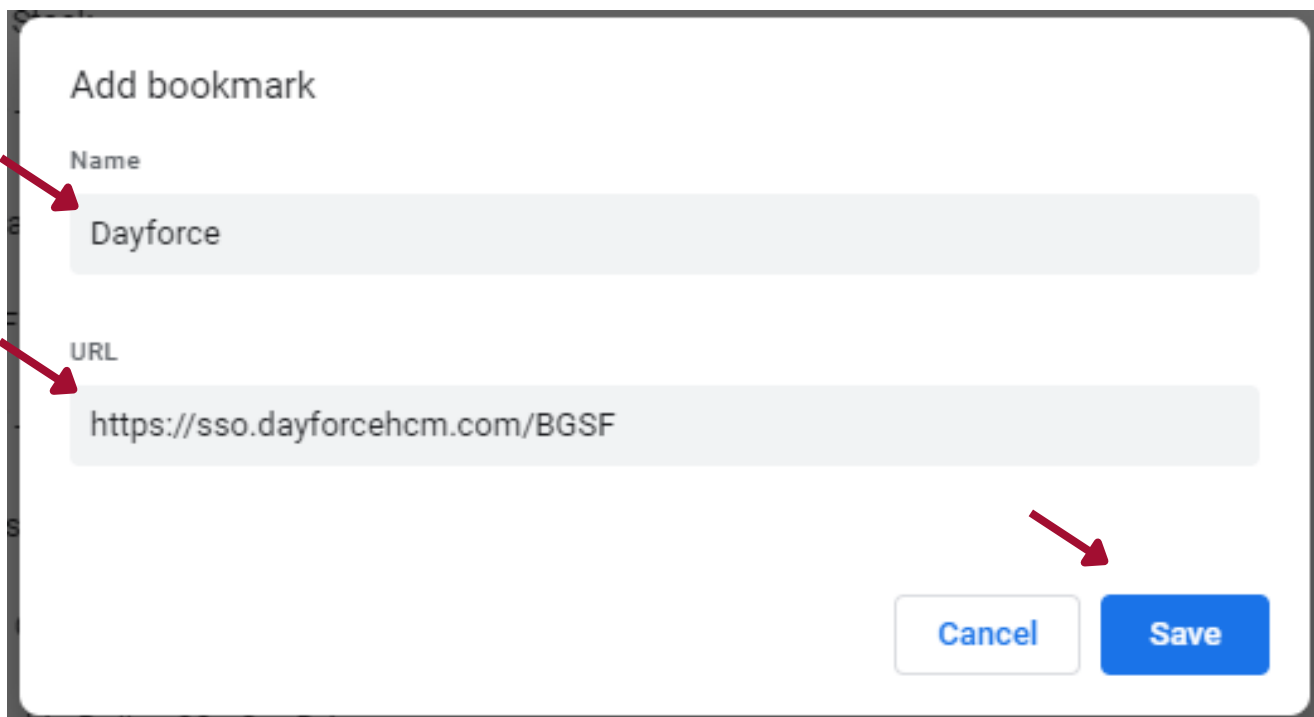
## HOW TO BOOKMARK DAYFORCE TO YOUR FAVORITES

### SAVE THE DAYFORCE LOGIN TO YOUR FAVORITES

**Step 5:** Enter a name for the bookmark, such as 'Dayforce'

**Step 6:** Copy & paste the Dayforce link into the URL & click 'Save'

<https://sso.dayforcehcm.com/BGSF>



Add bookmark

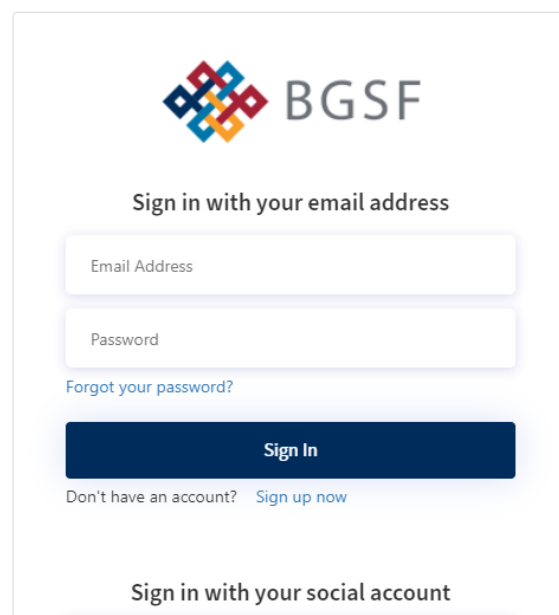
Name  
Dayforce


URL  
<https://sso.dayforcehcm.com/BGSF>

Cancel Save

**Step 7:** Next time you go to your bookmarks, you will see Dayforce saved

**Step 8:** The new 'Bookmark' will take you directly to the SSO Login for Dayforce



 BGSF

Sign in with your email address

Email Address

Password

[Forgot your password?](#)

Sign In

[Don't have an account? Sign up now](#)

Sign in with your social account